



Journal of
**Civil Engineering and
Construction Technology**

Volume 8 Number 8 December 2017

ISSN 2141-2634



*Academic
Journals*

ABOUT JCECT

Journal of Civil Engineering and Construction Technology (ISSN 2141-2634) is published monthly (one volume per year) by Academic Journals.

Journal of Civil Engineering and Construction Technology (JCECT) is an open access journal that provides rapid publication (monthly) of articles in all areas of the subject such as surveying, environmental engineering, hydrology, soil mechanics, shear moments and forces etc. The Journal welcomes the submission of manuscripts that meet the general criteria of significance and scientific excellence. Papers will be published shortly after acceptance. All articles published in JCECT are peer-reviewed.

Contact Us

Editorial Office: jcect@academicjournals.org

Help Desk: helpdesk@academicjournals.org

Website: <http://www.academicjournals.org/journal/JCECT>

Submit manuscript online <http://ms.academicjournals.me/>

Editors

Dr . George Besseris

*El of Piraeus, Greece
Argyrokastrou 30, Drosia, 14572,
Attica Greece*

Prof. Xiaocong He

*Faculty of Mechanical and Electrical Engineering
Kunming University of Science and Technology
253 Xue Fu Road, Kunming
China*

Prof. Jean Louis Woukeng Feudjio

*Department of Mathematics and Computer Science
University of Dschang, P.O. Box 67 Dschang
Cameroon*

Dr. P.Rathish Kumar

*Department of Civil Engineering,
National Institute of Technology, Warangal 506 004
Andhra Pradesh, India. PhNo
India*

Prof. Waiel Fathi Abd EL-Wahed

*Operations Research & Decision Support
Department
Faculty of Computers and Information
El-Menoufia University, Shibeh EL-Kom
Egypt*

Prof. JM Ndambuki

*Department of Civil Engineering and Building
Vaal University of Technology
Private Bag X021
Vanderbijlpark 1900
South Africa*

Dr. Dipti Ranjan Sahoo

*Department of Civil Engineering
Indian Institute of Technology
Hauz Khas, New Delhi-110016,
India.*

Dr. Messaoud Saidani

*Faculty Postgraduate Manager
Faculty of Engineering and Computing
Coventry University
Coventry CV1 5FB, England
UK.*

Dr. Mohammad Arif Kamal

*Department of Architecture
Zakir Hussain College of Engineering Technology
Aligarh Muslim University
Aligarh -202002
INDIA*

Editorial Board

Dr. Ling Tung-Chai,

*The Hong Kong Polytechnic University,
Department of Civil and Structural Engineering,
Faculty of Construction and Land Use,
HungHom, Kowloon, Hong Kong.*

Dr. Miguel A. Benítez,

*Project Manager,
Basque Center for Applied Mathematics (BCAM),
Bizkaia Technology Park, Building 500,
E-48160 Derio, Basque Country, Spain.*

Dr. Shehata Eldabie Abdel Raheem,

*Structural Engineering,
Civil Engineering Department,
Faculty of Engineering,
Assiut University, Assiut 71516,
Egypt.*

Dr. Zhijian Hu,

*Department of Road and Bridge Engineering,
School of Communication,
Wuhan University of Science and Technology,
Wuhan, 430063, China.*

Dr. Mohd Rasoul Suliman,

*Prince Abdullah Bin Ghazi Faculty of Science & Information
Technology, Al-Balqa Applied University, Jordan.*

Dr. Paul Scarponcini PE,

*Geospatial and Civil Software Standards,
66 Willowleaf Dr., Littleton, CO 80127,
USA.*

Dr. Rita Yi Man Li,

*Hong Kong Shue Yan University
North Point, Hong Kong.*

Dr. Alaa Mohamed Rashad,

*Building Materials Research and Quality Control Institute,
Housing & Building National Research
Center, 87 El-Tahrir St., Dokki, Giza 11511,
P.O.Box: 1770 Cairo, Egypt.*

Dr. Alaa Mohamed Rashad Abdel Aziz Mahmoud,

*Housing and Building National Research center,
87 El-Tahrir St., Dokki, Giza 11511,
P.O.Box: 1770 Cairo, Egypt.*

Dr. Nikos Pnevmatikos,

*Greek Ministry of Environment,
Urban Planning and Public Works,
Department of Earthquake Victims and Retrofitting
Services, Greece.*

Prof. Karima Mahmoud Attia Osman,

6 Zahraa Naser City, Cairo, Egypt.

Dr. Lim Hwee San,

*99E-3A-10, I-Regency Condominium, Jalan Bukit Gambir,
11700, Penang, Malaysia.*

Dr. Jamie Goggins,

*Civil Engineering, School of Engineering and Informatics,
National University of Ireland, Galway, Ireland.*

Dr. Hossam Mohamed Toma,

*King Abdullah Institute for Research and Consulting Studies,
King Saud University, P.O.Box 2454,
Riyadh 11451, Saudi Arabia.*

Dr. Depeng Chen,

*School of Civil Engineering,
Anhui University of Technology,
59#, Hudong Road, Maanshan, 243002,
China.*

Dr. Srinivasan Chandrasekaran,

*Room No. 207, Dept of Ocean Engineering ,
Indian Institute of Technology Madras, Chennai,
India.*

Prof. Amir Alikhani,

*Ministry of Oil, Harbour organization, and minister of
Energy Tehran, Iran.*

Dr. Memon Rizwan Ali,

*Department of Civil Engineering,
Mehran University of Engineering & Technology,
Jamshoro.*

Prof. Murat Dicleli,

*Department of Engineering Sciences,
Middle East Technical University,
06531 Ankara, Turkey.*

ARTICLE

**Reliability assessment of reinforced concrete columns designed
by Egyptian code**
Ahmed M. Mourad

74

Full Length Research Paper

Reliability assessment of reinforced concrete columns designed by Egyptian code

Ahmed M. Mourad

Housing and Building Research Center, Egypt.

Received 17 September, 2017; Accepted 16 October, 2017

In this research, the reliability level of reinforced concrete short column designed according to Egyptian code was investigated. The ultimate limit-state design method considering material strength-reduction factors and partial factors for load combinations given in the Egyptian code was used to obtain the characteristic values of short column capacity. Component reliability program, COMREL V8.1, was used to obtain the reliability index based on first order reliability method. The probabilistic models of basic variables were based on the European probabilistic model code. The reliability index of short column was computed at different reinforcement ratios and compared to the reliability obtained when using Euro code (1992-2004) and ACI code in design of the same member. The sensitivity of the reliability index for different parameters such as concrete and steel strengths and their coefficients of variation and standard deviation of permanent actions, were investigated. The results showed that the design of short column according to the Egyptian code achieved sufficient level of reliability higher than the other compared international codes. Besides, the reliability index is sensitive to the coefficient of variation of reinforcement steel and permanent action.

Key words: Reliability, ultimate limit state design, probabilistic variables.

INTRODUCTION

In the last few decades, extensive work was executed to develop the probability based structural design. The first edition of International Standard ISO 2394 (2015) was issued in 1986 named "General principles on reliability of structures" and replaced in this year by the fourth edition. The first European code "Basis of structural design EN - 1990" (1990-2002) based on reliability level was issued in 2002. Other countries started to establish their national codes like South Africa (SANS, 10160, 2011) and Brazil; these codes refer to the reliability concepts in the international standard ISO 2394. Egypt is going to

establish the first Egyptian code of probability basis of structural design to be a mother code of other codes of construction and design with different materials. For this purpose it becomes important to evaluate the level of reliability obtained when designing, using existing Egyptian codes.

In this research, the reliability level of short column designed by Egyptian codes is evaluated and compared with the reliability obtained when designing by other codes. The different parameters affecting the sensitivity of the reliability index are studied.

E-mail: ahmedsmourad@yahoo.com.

Author(s) agree that this article remain permanently open access under the terms of the [Creative Commons Attribution License 4.0 International License](https://creativecommons.org/licenses/by/4.0/)

COMBINATION OF ACTIONS

Design combination of action

In the following analysis, the combination of two actions is considered: permanent action G and imposed load Q, which proves to be the critical combination as found by Holicky and Retief (2000) and Gulvanessian and Holicky (2005). Assuming linear behavior of structural members, actions G and Q and their characteristic values G_k and Q_k denote generally appropriate load effects. The fundamental combination of these loads in permanent and transient design situation introduces the following expressions for the design action E_d according to the Egyptian, Euro and ACI codes.

$$E_{d(ECP)} = 1.4 G_k + 1.60 Q_k \quad \text{ECP 203} \quad (1a)$$

$$E_{d(EUR)} = 1.35 G_k + 1.50 Q_k \quad \text{EN 1990} \quad (1b)$$

$$E_{d(ACI)} = 1.2 G_k + 1.60 Q_k \quad \text{ACI 2011} \quad (1c)$$

Where: $E_{d(ECP)}$, $E_{d(EUR)}$ and $E_{d(ACI)}$ are column design axial resistance by Egyptian, Euro and ACI codes, respectively.

The load ratio r is applied to investigate load effects under various intensities of variable and permanent actions. Parameter r denotes the ratio of variable actions Q_k to the total load G_k+Q_k . The realistic range of r from 0.1 to 0.6 is found for structures in practice.

Random variable combination of action

The permanent action G, imposed load Q and the coefficient of model uncertainty of action K_E are considered as basic random variables. The combination of variable actions E can be expressed as follows:

$$E = K_E (G + Q) \quad (2)$$

Resistance of short column

Design resistance

The design value of the axial resistance of reinforced concrete column designed according to the Egyptian code ECP 2007, Euro and ACI codes can be expressed as shown in the following Equations 3a, b and c, respectively:

$$R_{d(ECP)} = 0.67 A_s f_{yk} + 0.35 b t f_{ck} / 0.8 \quad (\text{ECP 203}) \quad (\text{up to eccentricity } e/t=0.05) \quad (3a)$$

$$R_{d(EUR)} = A_s f_{yk} / \gamma_s + 0.8 b t f_{ck} / \gamma_c \quad (\text{EN 1990}) \quad (\text{zero eccentricity}) \quad (3b)$$

$$R_{d(ACI)} = 0.65 (A_s f_{yk} + 0.85 f_{ck} (b t - A_s)) \quad (\text{ACI 2011}) \quad (\text{zero eccentricity}) \quad (3c)$$

Where: $R_{d(ECP)}$, $R_{d(EUR)}$ and $R_{d(ACI)}$ column design axial resistance by Egyptian, Euro and ACI codes,

respectively:

A_s : Reinforcement area

f_{yk} : Characteristic reinforcement steel yield strength

f_{ck} : Characteristic concrete strength

t : Column length

b : Column width

γ_s : Partial factor for reinforcement steel

γ_c : Partial factor for concrete

The column dimensions t, b are considered here as a deterministic quantity equal to 0.3 m and the partial material factors for steel and concrete strength γ_s and γ_c are considered here to have the values 1.15 and 1.5, respectively. The reinforcement area A_s is considered as deterministic parameter. The characteristic values of the column length t and width b are taken as equal 0.3 m. It is further assumed that the column is designed on the basis of an 'economic design', that is, $R_d = E_d$.

Random variable resistance

The basic random variables of the column resistance are the concrete strength f_c , reinforcement yield strength f_y , the section length t and width b , and the coefficient of model uncertainty of resistance K_R . The variable resistance R for the short reinforced concrete column assuming cross-sectional dimensions $t \times b$ and negligible eccentricity can be expressed as given in Equation 4.

$$R = K_R (A_s \cdot f_{yk} + 0.80 \cdot b \cdot t \cdot f_{ck}) \quad (4)$$

Reliability analysis

In the reliability analysis a structure is usually considered to be safe if the resistance R is greater than the load effect E , both considered as random variables. Thus, when the limit state function (reliability margin) $g(X) = R - E$ is greater than 0, the structure is safe; X being the vector of basic variables. In the case of a column the limit state function can be written as:

$$g(X) = K_R (A_s \cdot f_{yk} + 0.80 \cdot b \cdot t \cdot f_{ck}) - K_E (G + Q) \quad (5)$$

Principles

Referring to Holicky and Retief (2000), Gulvanessian and Holicky (2005) and Holicky (2008), the probability of failure of the structure, P_f , is the basic reliability measure used in this research. It can be expressed on the basis of a limit state performance function $g(X)$ defined in such a way that a structure is considered to survive if $g(X) > 0$ and to fail if $g(X) \leq 0$. In a general case, the failure probability P_f can be determined using the integral.

Table 1. Probabilistic models of basic variables

Type of variable	Variable	Symbol	Distribution	Units	Char. value	Mean value μ	Standard deviation σ
Actions	Permanent action	G	Normal	MN	G_k	G_k	$0.1 G_k$
	Imposed load (50 years)	Q	Gumbel	MN	Q_k	$0.6 Q_k$	$0.21 Q_k$
Material properties	Concrete strength	f_c	Log Normal	MPa	20	30	5
	Reinforcement yield strength	f_y	Log Normal	MPa	500	560	30
Geometric data	Reinforcement area	A_s	deterministic	m^2	Parametric (nom)	Parametric (nom)	0
	Column length	t	Normal	m	0.30	0.30	0.01
	Column width	b	Normal	m	0.30	0.30	0.01
Model uncertainties	Load uncertainty	K_E	Log Normal	-	1.0	1.0	0.05
	Resistance uncertainty	K_R	Log Normal	-	1.0	1.1	0.165

$$P_f = \text{Prob}(g(X) \leq 0) = \int_{g(X) \leq 0} \varphi_g(X) dX \quad (6)$$

$\varphi_g(X)$ denotes joint probability density distribution of the vector of basic variables X . Assume that both the resistance $R(X)$ and the load effect $E(X)$ represent a single variable Z used to analyze structural performance (as axial force, bending moment or stress that is represented by $R(Z)$ and $E(Z)$). Then the integration indicated in expression (6) may be simplified and the probability P_f can then be expressed as:

$$P_f = \text{Prob}(g(Z) \leq 0) = \int_{-\infty}^{+\infty} \varphi_E(Z) \Phi_R(Z) dZ \quad (7)$$

Where $\varphi_E(Z)$ denotes the probability density function of $E(Z)$; $\Phi_R(Z)$ IS the distribution of $R(Z)$. To use Equation (7), both the probability density function $\varphi_E(Z)$ and the distribution function $\Phi_R(Z)$ must be known. An alternative measure of the reliability level is provided by the reliability index β .

$$P_f = \Phi(-\beta) \quad (8)$$

Where Φ is the cumulative distribution function of the standardized normal distribution. The reliability index β is frequently used, as its numerical values are more convenient to handle than values of failure probability P_f . EN 1990 recommends a target value of reliability index $\beta_t = 3.8$ that corresponds to the probability of failure $P_f = 7.24 \times 10^{-5}$ for the Ultimate limit states of buildings designed for a fifty-year period.

Probabilistic models for basic variables

All basic variables are considered as random variables, described by a certain type of probability distribution and parameters. The probabilistic models of basic variables X used in this study are summarized in Table 1. The models of basic variables are chosen, taking into account data provided by the JCSS (2001). Where appropriate, characteristic values are also selected to be in agreement with the Egyptian code.

Method of analysis

Commercially available software COMREL V8.1 (RCP Munich, 1999) is used to compute the reliability index based on first order reliability method.

ANALYSIS OF RESULTS

Reliability of concrete column designed by Egyptian code

The reliability of concrete column designed by the Egyptian code is computed at different reinforcement ratios. The probabilistic distribution of the random variables and the deterministic values given in Table 1 are used. Figure 1 shows the relationship between the reliability index β and the load ratio r for different reinforcement ratios. It is concluded that the reliability index exceeds the target reliability index β_t ($\beta_t = 3.8$ for design period of 50 years) at different values of load and

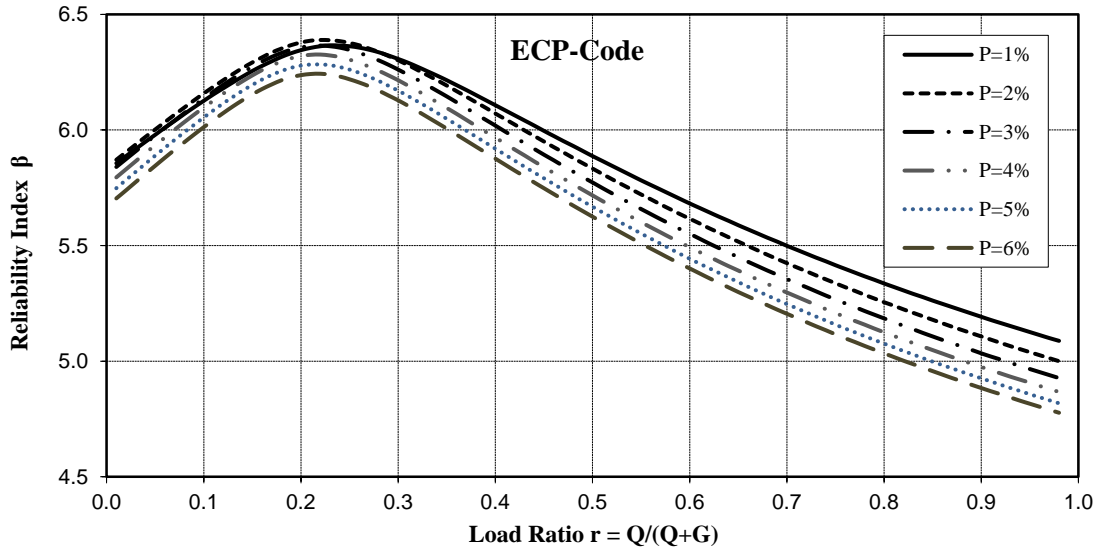


Figure 1. Reliability index-load ratio relationships at different reinforcement ratios

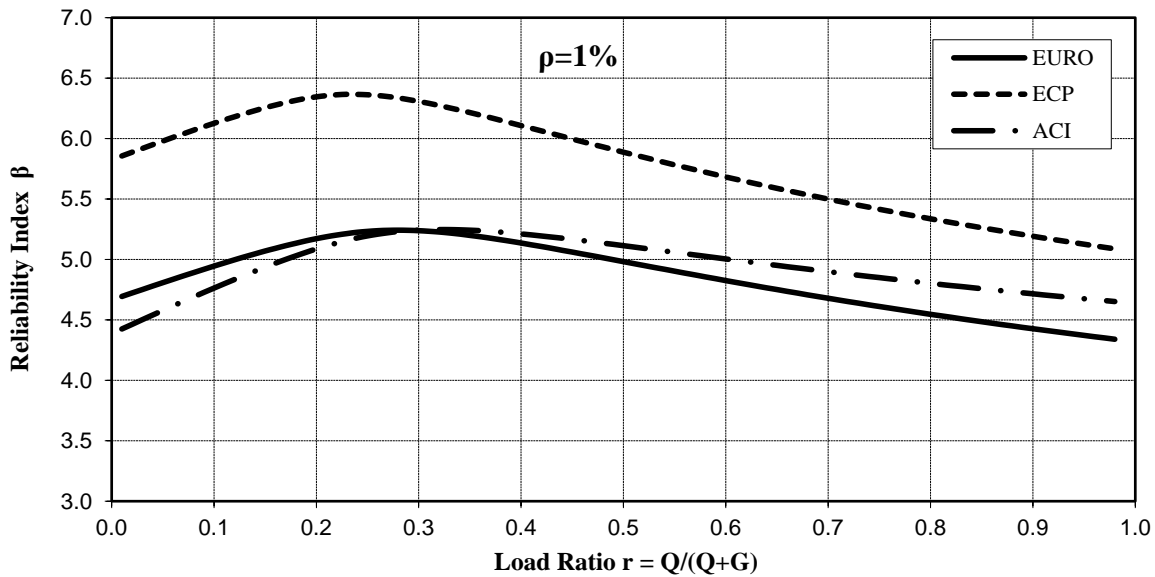


Figure 2. Reliability index-load ratio relationships designed by different codes at reinforcement ratio 1%.

reinforcement ratios. The increase of reinforcement ratio from 1 to 2%, till 3% slightly increases the reliability index till the load ratio reaches 2.8 and 2.2, respectively, then it began to decrease as the load ratio increases. For the reinforcement ratio above 3% till 6%, the reliability index increases gradually till the load ratio reaches 2.2 then it began to decrease as the load ratio increase. Besides, the reliability index decreased gradually with the increase of reinforcement ratio above 3% till 6%, assuming the same mode of failure occurred.

Comparison between the Egyptian code and international codes

Based on Table 1, the reliability index is computed for concrete column designed by the Egyptian, Euro and ACI codes at different reinforcement ratios. Figures 2 to 7 show the relationships between the reliability index β and the load ratio r for different codes at reinforcement ratios of 1% to 6%, respectively. The Egyptian code shows the highest level of reliability and is close to the ACI code at

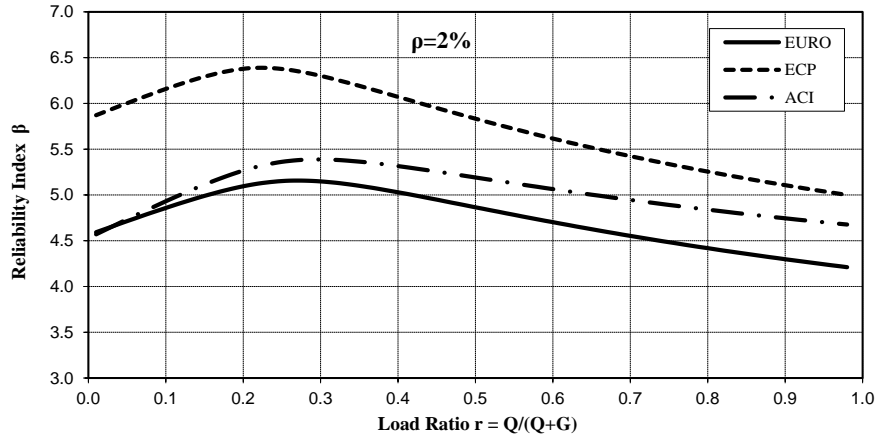


Figure 3. Reliability index-load ratio relationships designed by different codes at reinforcement ratio 2%

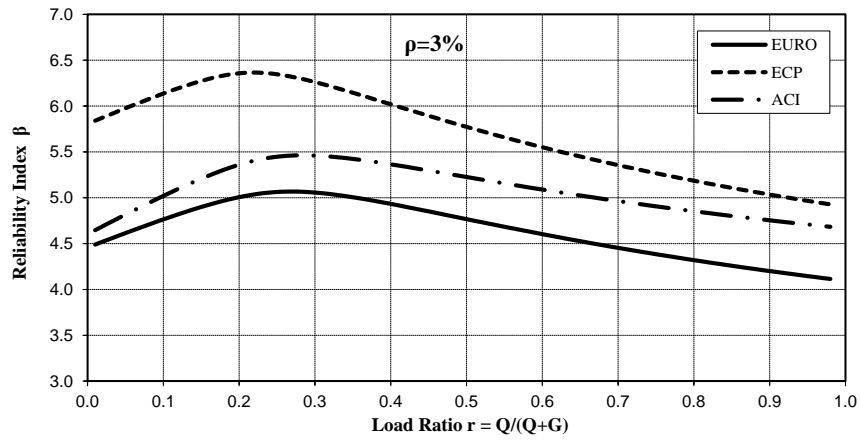


Figure 4. Reliability index-load ratio relationships designed by different codes at reinforcement ratio 3%.

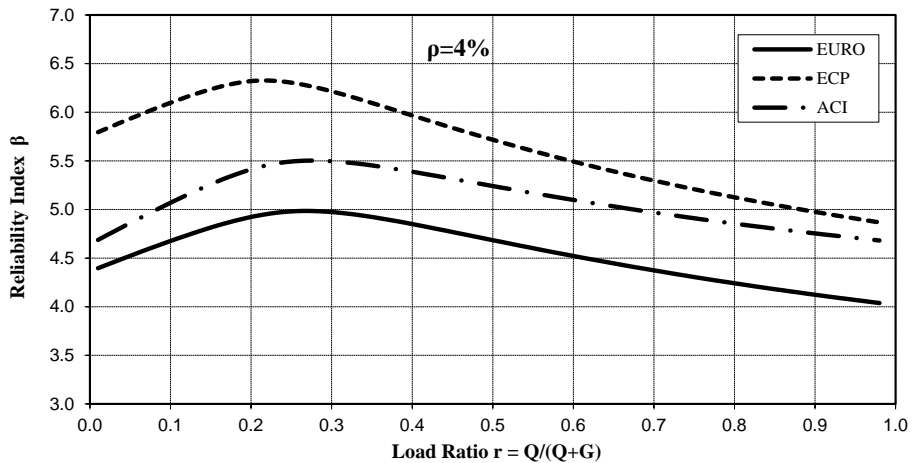


Figure 5. Reliability index-load ratio relationships designed by different codes at reinforcement ratio 4%

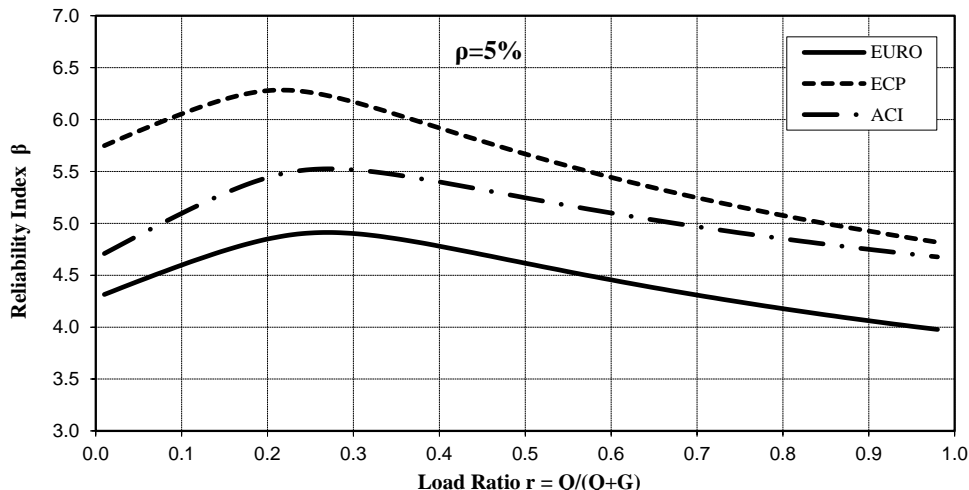


Figure 6. Reliability index-load ratio relationships designed by different codes at reinforcement ratio 5%.

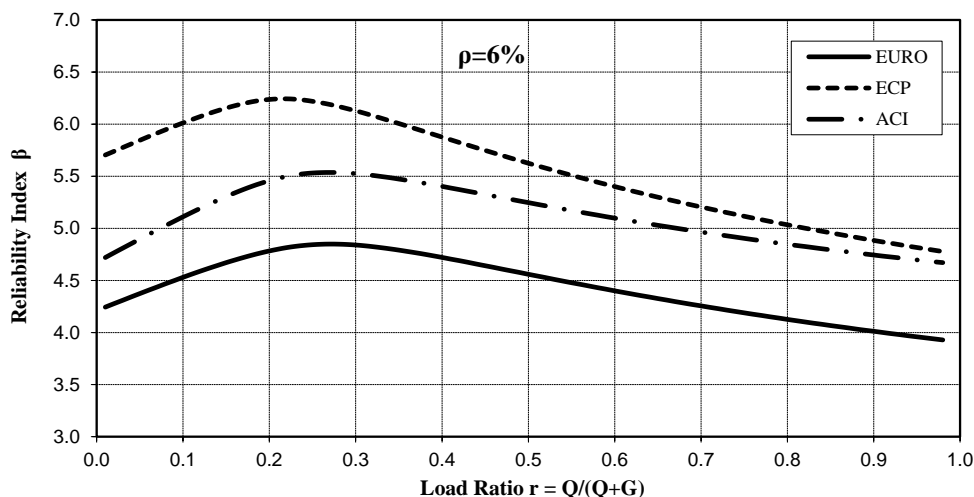


Figure 7. Reliability index-load ratio relationships designed by different codes at reinforcement ratio 6%.

high level of load ratios as the reinforcement ratio increases. The reliability index of column designed by Euro code is the lowest level of reliability than other codes and is close to ACI code at low level of load ratios as the reinforcement ratio decreased till 2%. For reinforcement ratio of 1%, Euro code is close to ACI code but the reliability index of column designed by Euro code is higher than ACI code only at low level of load ratios till it reaches 0.3, then it began to decrease gradually.

It is concluded that the reliability index for concrete column designed by the Egyptian, Euro and ACI codes exceeds the target reliability index β_t ($\beta_t = 3.8$ for design period of 50 years) at different values of load and reinforcement ratios.

Sensitivity of the reliability index

The sensitivity of the reliability index of concrete column designed by Egyptian code for the following parameters is studied:

1. Concrete strength
2. Reinforcement yield strengths
3. Permanent action

Concrete strength

Concrete grade: The reliability index is computed for

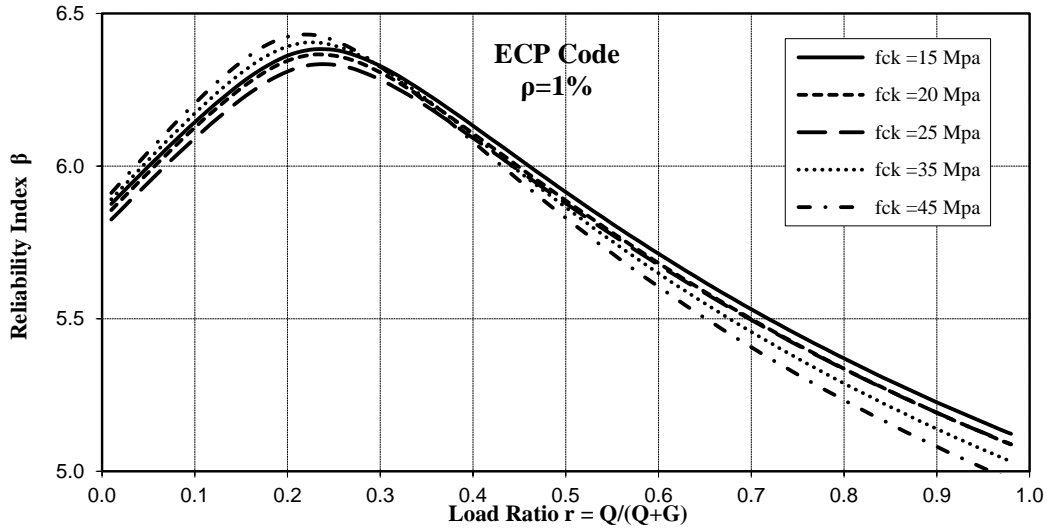


Figure 8. Reliability index-load ratio relationships at different concrete grades.

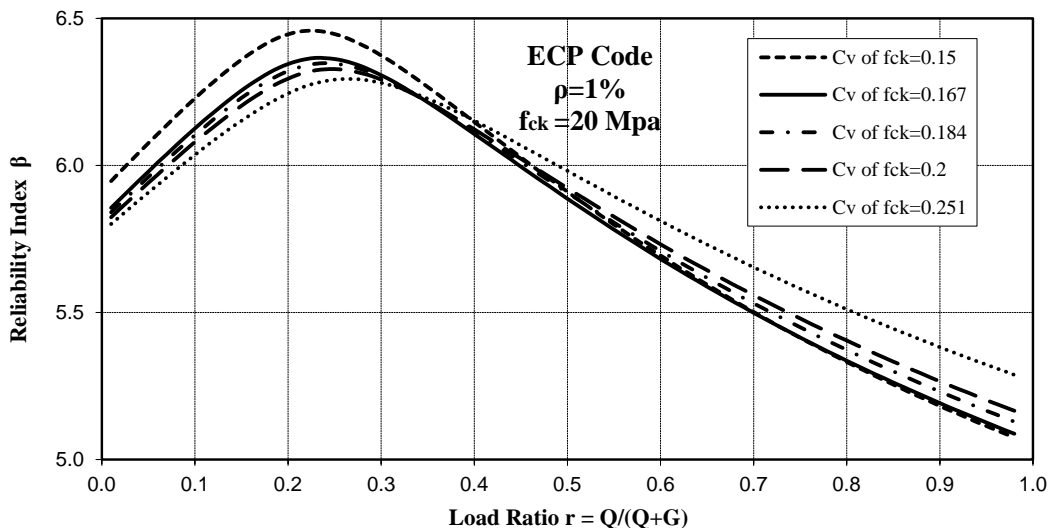


Figure 9. Reliability index-load ratio relationships at different concrete coefficients of variation.

concrete columns with different grades based on Table 1. The reliability is computed at concrete grades of characteristic values 15, 20, 25, 35 and 45 MPa. The mean value of concrete strength is taken as equal to $f_{ck}/(1-2 C_v)$. Where C_v varies according to JCSS. Figure 8 shows the relationship between the reliability index and the load ratio at different concrete grades. For concrete grade greater than 25 Mpa the reliability index is slightly increased till the load ratio reaches 0.21 and 0.23, respectively, then it began to decrease. After the load ratio reaches 0.3, the reliability level decreases gradually as load ratio and concrete grad increases for all grades. For grades lower than 25 Mpa, the reliability index is

slightly decreased as load ratio and concrete grad increases. It is concluded that the reliability index for concrete column designed by the Egyptian code exceeds the target reliability index β_t ($\beta_t = 3.8$ for design period of 50 years) at different values of load and concrete grads.

Coefficient of variation of concrete strength: The reliability index is computed for concrete columns with the same grade ($f_{ck}=20\text{MPa}$) based on Table 1, except that the coefficient of variation of concrete strength is varied. Figure 9 shows the relationship between the reliability index and the load ratio at concrete coefficients of variation with range from 0.9 to 1.5 of the standard value

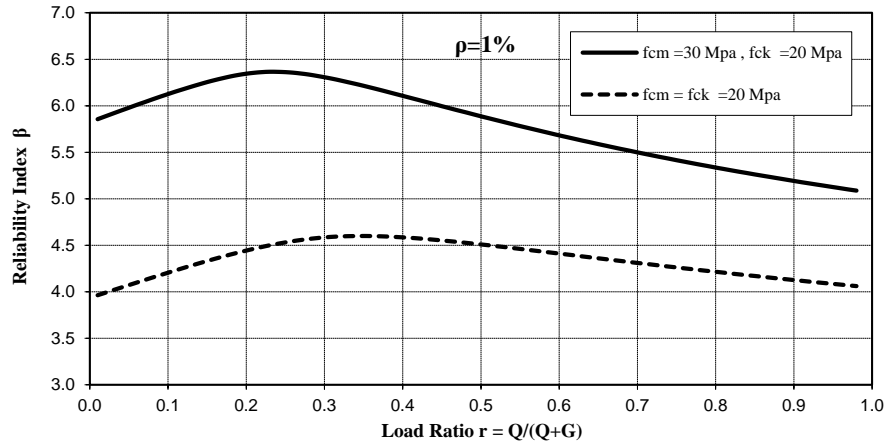


Figure 10. Reliability index-load ratio relationships at different mean value of concrete strength

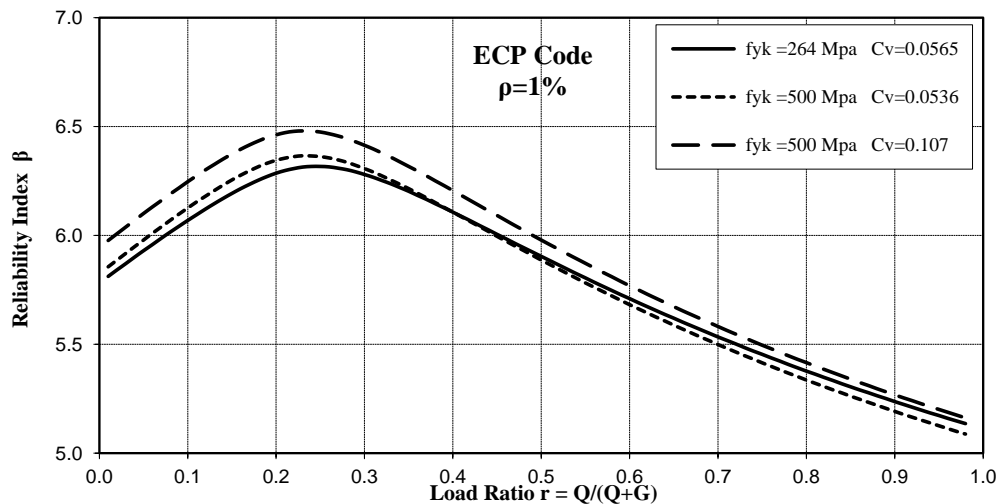


Figure 11. Reliability index-load ratio relationships at different steel grades and coefficients of variation.

0.167, according to Table 1. For concrete coefficients of variation less than the standard value 0.167, the reliability level is higher at low level of load ratios and gradually decrease to be closer to the high level of load ratios, implying that as the coefficients of variation is decreased (good quality control) the reliability level increases. For concrete coefficients of variation greater than 0.167 (low quality control), the reliability level decreases as the load ratios and coefficients of variation increases till the load ratio reaches 0.33. After reaching 0.33, the reliability level increases as the coefficients of variation increases, and generally it exceeds the target reliability index β_t .

Mean value of concrete strength: The reliability index is computed for concrete column with the same grade

based on Table 1 except that the mean value of concrete strength is equal to the characteristic value. Significant reduction in the reliability index occurs as shown in Figure 10.

Reinforcement yield strength

Reinforcement grade: The reliability index is computed for concrete columns based on Table 1 except that the reliability is computed at reinforcement grades of characteristic values 500 and 264 MPa. The coefficient of variation C_v is 0.0536 and 0.0565, respectively and the mean value of steel strength is taken as equal to $f_{ck}/(1-2C_v)$. Figure 11 shows the relationship between the

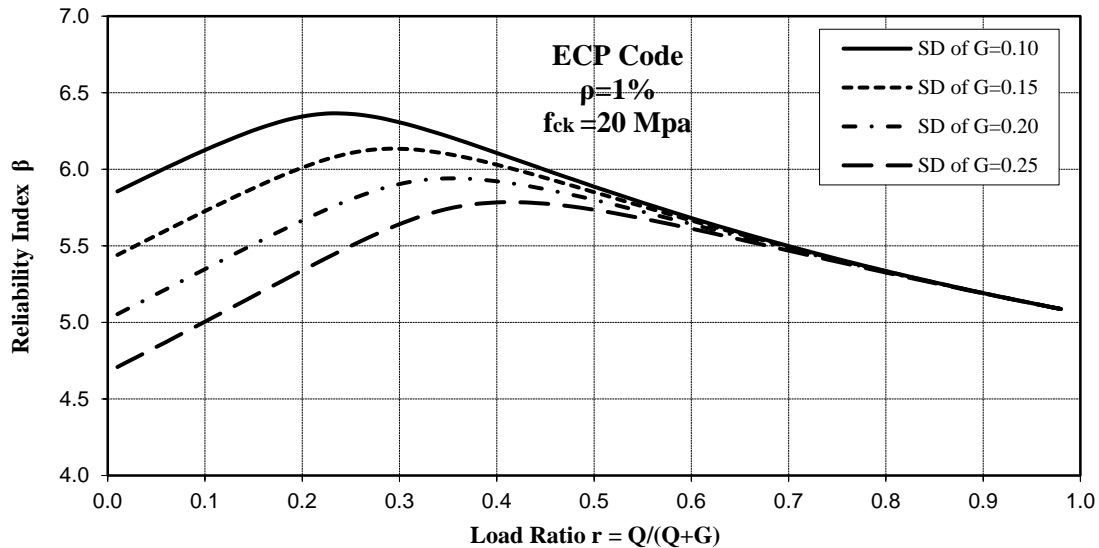


Figure 12. Reliability index-load ratio relationships at different permanent action standard deviation.

reliability index and the load ratio at different steel grades. It is observed that the reliability level is much close for different steel grades.

Coefficient of variation of yield steel strength: The reliability index is computed for concrete columns with the same steel grade ($f_{yk}=500$ MPa) based on Table 1, except that the coefficient of variation of steel strength is varied. Figure 11 shows the relationship between the reliability index and the load ratio at steel coefficients of variation of 0.0536 and 0.107. The reliability level is increased slightly when the value of C_v is doubled.

Permanent action

The reliability index is computed for concrete columns based on Table 1 at different values of standard deviation of permanent action ($\sigma = \mu C_v$). Figure 12 shows the relationship between the reliability index and the load ratio at permanent action standard deviation of 0.1, 0.15, 0.20 and 0.25. At low load ratios, significant reduction occurs in the reliability level as the standard deviation of permanent load increases. As the load ratio increases the reliability index becomes very close for different permanent action standard deviation.

Conclusions

The following conclusions can be derived:

1. The reliability index for short columns designed by Egyptian code exceeds the target reliability index β_t (β_t

=3.8 for design period of 50 years) at different values of load and reinforcement ratios.

2. The Egyptian code shows the highest level of reliability when compared with international codes and is so close to the ACI code at high reinforcement and load ratios considering no eccentricity.

3. The reliability index of short columns designed by EURO code is extremely lower than other codes but it exceeds the target reliability index β_t ($\beta_t = 3.8$ for design period of 50 years) at different values of load and reinforcement ratios.

4. The reliability index decreases with the increase in reinforcement ratio.

5. Different steel grades do not give any significant difference in reliability level.

6. For concrete grade greater than 25 Mpa, the reliability level is slightly increased at low load ratios then it began to decrease as the load ratio increase. After the load ratio reaches 0.3 the reliability level decreases gradually as load ratio and concrete grade increase. For grades lower than 25 Mpa the reliability index is slightly decreased as load ratio and concrete grade increase. The reliability index for concrete column designed by the Egyptian code exceeds the target reliability index β_t ($\beta_t = 3.8$ for design period of 50 years) at different values of load and concrete grades.

7. As the concrete coefficients of variation decreased (good quality control) the reliability level increase.

8. For concrete grade 20 Mpa with coefficients of variation greater than 0.167 (low quality control), the reliability level decrease as the load ratios and coefficients of variation increase till the load ratio reaches 0.33. After reaching 0.33, the reliability level increase as the coefficients of variation increase, and generally exceeds the target

reliability index β_t

9. The reliability level is increased slightly when the coefficient of variation of steel is doubled.

10. At low load ratios, significant reduction occurs in the reliability level as the standard deviation of permanent load increases. As the load ratio increase the reliability index became very close for different permanent action standard deviation.


11. Significant reduction in reliability index occurs when the mean value of concrete strength in field is close to the characteristic value.

CONFLICT OF INTERESTS

The author has not declared any conflict of interests.

REFERENCES

- American Concrete Institute (ACI 318) (2011). Building Code Requirements ACI Committee 318. A. C. Inst.
- ECP 203 (2007). Egyptian Code of Design and Practice for Reinforced Concrete Structures. Hbnrc.
- EN (1990-2002). Basis of Structural Design. European concrete standard.
- EN (1992-2004). Design of Concrete Structures. European concrete standard.
- Gulvanessian H, Holicky M(2005). Eurocodes. Using reliability analysis to combine action effects. I .C.E. Structures and Buildings. Thomas Telford. August.
- Holicky M, Retief J (2000). Reliability Assessment of Alternative Euro Code and South Africa Load Combination Schemes for Structural Design. J.S Afr. Instit. Civil Eng. 47(1) 2005:15-20.
- Holicky M (2008). Reliability-Based Analysis of Codified Design Allowing for Production Quality. Proceedings of 4th international ASRANet Colloquium. Athens.
- International Organization for Standardization (ISO 2394) (2015). General Principles on Reliability for Structures. International Organization for Standardization. Fourth edition.
- Joint Committee on Structural Safety (JCSS) (2001). Probabilistic Model Code. Joint Committee on Structural Safety. <http://www.jcss.ethz.ch/>.
- Reliability Consulting Programs (RCP) Munich (1999). COMREL Version 8.10. <http://www.strurel.de>.
- South African National Standard (SANS 10160) (2011). Basis of Structural Design and Actions for Buildings and Industrial Structures. South African National Standard.



Journal of Civil Engineering and Construction Technology

Related Journals Published by Academic Journals

- *International Journal of Computer Engineering Research*
- *Journal of Electrical and Electronics Engineering Research*
- *Journal of Engineering and Computer Innovations*
- *Journal of Petroleum and Gas Engineering*
- *Journal of Engineering and Technology Research*
- *Journal of Civil Engineering and Construction Technology*

academicJournals